

**Republic of the Philippines**  
**MUNICIPALITY OF BANI**  
**CONSOLIDATED STATEMENT OF INCOME AND EXPENSES**  
*For the Year Ended December 31, 2010*

	TOTAL	GENERAL FUND	SEF
<b>TAX REVENUE</b>			
Local Taxes			
Amusement Tax	24,000.00	24,000.00	-
Business Taxes (Local Tax)	1,466,536.65	1,466,536.65	-
Community Tax	391,975.70	391,975.70	-
Franchise Tax (Local Tax)	35,450.00	35,450.00	-
Occupation Tax	-	-	-
Printing and Publication Tax	-	-	-
Property Transfer Tax	-	-	-
Real Property Tax	1,195,576.30	1,195,576.30	-
Less: Discount on Real Property Tax	148,460.45	148,460.45	-
Real Property Tax on Idle Lands	-	-	-
Special Assessment Tax	-	-	-
Special Education Tax	1,469,660.84	-	1,469,660.84
Less: Discount on Special Education Tax	148,460.45	-	148,460.45
Tax on Delivery Trucks and Vans	-	-	-
Tax on Sand, Gravel and Other Quarry Products	-	-	-
Other Local Taxes	745,298.01	745,298.01	-
Fines and Penalties-Local Taxes	-	-	-
Total Local Taxes	5,031,576.60	3,710,376.21	1,321,200.39
<b>GENERAL INCOME ACCOUNTS</b>			
Internal Revenue Allotment	65,315,272.00	65,315,272.00	-
Permits and Licenses			
Fees on Weight and Measures	12,190.00	12,190.00	-
Fishery Rentals, Fees and Charges	905,501.90	905,501.90	-
Franchising and Licencing Fees	-	-	-
Motor Vehicles Users Charge	-	-	-
Permit Fees	683,624.48	683,624.48	-
Registration Fees	77,825.00	77,825.00	-
Other Permits and Licenses	-	-	-
Fines and Penalties-Permits and Licenses	-	-	-
Total Permits and Licenses	1,679,141.38	1,679,141.38	-
Service Income			
Affiliation Fees	-	-	-
Athletic and Cultural Fees	-	-	-
Clearance/ Certification Fees	1,003,132.20	1,003,132.20	-
Comprehensive Examination Fees	-	-	-
Diploma and Graduation Fees	-	-	-
Garbage Fees	68,900.00	68,900.00	-
Inspection Fees	127,785.60	127,785.60	-
Library Fees	-	-	-
Medical, Dental and Laboratory Fees	245,199.00	245,199.00	-
Processing Fess	-	-	-
Seminar Fees	-	-	-
Toll and Terminal Fees	-	-	-
Transcript of Records Fees	-	-	-
Other Services Income	985,380.55	985,380.55	-
Fines and Penalties-Service Income	-	-	-
Total Service Income	2,430,397.35	2,430,397.35	-
Business Income			
Hospital Fees	-	-	-
Income from Canteen Operations	-	-	-
Income from Cemetery Operations	362.00	362.00	-
Income from Communication Facilities	-	-	-
Income from Dormitory Operations	-	-	-

Income from Markets	3,410,720.75	3,410,720.75	-
Income from Slaughterhouse	224,572.00	224,572.00	-
Income from Transportation System	-	-	-
Income from Waterworks Systems	-	-	-
Landing and Parking Fees	-	-	-
Printing and Publication Income	-	-	-
Rent Income	-	-	-
Sales Reveune	-	-	-
Cost of Goods Sold	-	-	-
Net Sales Revenue	-	-	-
Tuition Fees	-	-	-
Other Business Income	-	-	-
Fines and Penalties-Business Income	94,749.91	94,749.91	-
Total Business Income	3,730,404.66	3,730,404.66	-
Other Income			
Dividend Income	-	-	-
Income from Grants and Donations	-	-	-
Insurance Income	-	-	-
Interest Income	48,797.92	47,322.79	1,475.13
Sale of Confiscated/Abandoned/Seized Goods and Properties	-	-	-
Share from Economic Zones	-	-	-
Share from Expanded Value Added Tax (EVAT)	-	-	-
Share from National Wealth	-	-	-
Share from PAGCOR/PCSO	-	-	-
Share from Tobacco Excise Tax	-	-	-
Miscellaneous Income	-	-	-
Other Fine and Penalties	-	-	-
Total other Income	48,797.92	47,322.79	1,475.13
TOTAL OPERATING INCOME	78,235,589.91	76,912,914.39	1,322,675.52
EXPENSES			
PERSONAL SERVICES			
Salaries and Wages			
Salaries and Wages-Regular	15,420,160.09	15,420,160.09	-
Salaries and Wages-Military/Uniformed	-	-	-
Salaries and Wages-Part Time	-	-	-
Salaries and Wages-Substitute	-	-	-
Salaries and Wages-Casual	2,228,444.48	2,228,444.48	-
Salaries and Wages-Contractual	7,560,254.58	6,795,202.08	765,052.50
Salaries and Wages-Emergency	-	-	-
Other Compensation			
Personal Economic Relief Allowance	2,688,333.33	2,688,333.33	-
Additional Compensation (ADCOM)	-	-	-
Representation Allowance (RA)	1,458,100.00	1,458,100.00	-
Transportation Allowance (TA)	1,458,100.00	1,458,100.00	-
Clothing/Uniform Allowance	496,000.00	496,000.00	-
Subsistence, Laundry and Quarters Allowances	270,600.00	270,600.00	-
Productivity Incentive Allowance	955,000.00	955,000.00	-
Other Bonuses and Allowances	3,600.00	3,600.00	-
Honoraria	2,083,470.00	2,083,470.00	-
Hazard Pay	480,654.00	480,654.00	-
Longevity Pay	15,000.00	15,000.00	-
Overtime and Night Pay	74,262.38	74,262.38	-
Cash Gift	597,000.00	597,000.00	-
Year End Bonus	1,536,879.50	1,536,879.50	-
Personnel Benefits Contributions			
Life and Retirement Insurance Contributions	1,833,827.37	1,833,827.37	-
Pag-ibig Contributions	332,004.11	332,004.11	-
Philhealth Contributions	198,200.00	198,200.00	-
ECC Contributions	94,457.74	94,457.74	-
Other Personal Benefits			
Pension Benefits-Civilian	-	-	-
Retirement Benefits-Civilian	-	-	-
Terminal Leave Benefits	1,144,237.89	1,144,237.89	-
Health Workers Benefits	15,010.00	15,010.00	-
Other Personal Benefits	1,540,487.28	1,540,487.28	-
Total Personal Services	42,484,082.75	41,719,030.25	765,052.50

MAINTENANCE AND OTHER OPERATING EXPENSES

Traveling Expenses			
Traveling Expenses-Local	3,596,499.56	3,075,246.52	521,253.04
Traveling Expenses-Foreign	-	-	-
Training and Scholarship Expenses			
Training Expenses	525,858.56	441,360.56	84,498.00
Scholarship Expenses	517,378.03	517,378.03	-
Supplies and Materials Expenses			
Office Supplies Expenses	1,557,069.44	1,535,569.44	21,500.00
Accountable Forms Expenses	182,160.00	182,160.00	-
Animal/Zoological Supplies Expenses	-	-	-
Food Supplies Expenses	-	-	-
Drug and Medicines Expenses	241,782.50	241,782.50	-
Medical, Dental and Laboratory Supplies Expenses	175,444.00	125,776.00	49,668.00
Gasoline, Oil and Lubricants Expenses	5,508,486.19	5,508,486.19	-
Agricultural Supplies Expenses	221,682.00	221,682.00	-
Textbooks and Instructional Materials Expenses	-	-	-
Military and Police Supplies Expenses	-	-	-
Other Supplies Expenses	65,781.50	65,781.50	-
Utility Expenses			
Water Expenses	400,228.62	400,228.62	-
Electricity Expenses	1,931,056.42	1,864,002.30	67,054.12
Cooking Gas Expenses	-	-	-
Communication Expenses			
Postage and Deliveries	3,190.00	3,190.00	-
Telephone Expenses- Landline	152,898.21	151,013.58	1,884.63
Telephone Expenses- Mobile	935,827.86	935,827.86	-
Internet Expenses	80,598.78	77,198.39	3,400.39
Cable, Satellite, Telegraph and Radio Expenses	5,400.00	5,400.00	-
Membership Dues and Contributions to Organizations	-	-	-
Awards and Indemnities	-	-	-
Advertising Expenses	165,768.00	165,768.00	-
Printing and Binding Expenses	2,500.00	2,500.00	-
Rent Expenses	-	-	-
Representation Expenses	-	-	-
Transportation and Delivery Expenses	-	-	-
Storage Expenses	-	-	-
Subscriptions Expenses	66,314.00	66,314.00	-
Survey Expenses	-	-	-
Rewards and Other Claims	-	-	-
Professional Services			
Legal Services	-	-	-
Auditing Services	45,892.00	45,892.00	-
Consultancy Services	-	-	-
Environment/Sanitary Services	-	-	-
General Services	-	-	-
Janitorial Services	-	-	-
Security Services	-	-	-
Other Professional Services	-	-	-
Repair and Maintenance			
Land and Land Improvements		19,062.50	
Repairs and Maintenance-Land Improvements	318,185.78	318,185.78	-
Repairs and Maintenance-Electrification, Power, Energy Structure	-	-	-
Buildings			
Repairs and Maintenance-Office Building	425,747.24	425,747.24	-
Repairs and Maintenance-School Building	482,734.00	105,613.00	377,121.00
Repairs and Maintenance Hospitals and Health Cente	166,863.00	166,863.00	-
Repairs and Maintenance-Market and Slaughterhouse	32,520.70	32,520.70	-
Repairs and Maintenance-Other Structures	509,689.00	509,689.00	-
Leasehold Imprpovements			
Repairs and Maintenance-Leasehold Improvements, Land	-	-	-
Repairs and Maintenance-Leasehold Improvements, Buildings	-	-	-
Repairs and Maintenance-Other Leasehold Improvements	-	-	-


Office Equipment, Furnitures and Fixtures		-	
Repairs and Maintenance-Office Equipment	60,799.60	60,799.60	-
Repairs and Maintenance-Furniture and Fixtures	566,979.00	566,979.00	-
Repairs and Maintenance-IT Equipment	82,145.00	80,645.00	1,500.00
Machineries and Equipment			
Repairs and Maintenance-Machineries	-	-	-
Repairs and Maintenance-Agricultural, Fishery and Forestry Equip.	-	-	-
Repairs and Maintenance-Communication Equipment	42,720.00	42,720.00	-
Repairs and Maintenance-Construction and Heavy Equipment	-	-	-
Repairs and Maintenance-Firefighting Equipment and Accessories	73,665.00	73,665.00	-
Repairs and Maintenance-Hospital Equipment	-	-	-
Repairs and Maintenance-Medical, Dental and Laboratory Equipment	-	-	-
Repairs and Maintenance-Military and Police Equipme	-	-	-
Repairs and Maintenance-Sport Equipment	288,646.50	270,732.00	17,914.50
Repairs and Maintenance-Technical and Scientific Equipment	-	-	-
Repairs and Maintenance-Other Machineries and Equipment	-	-	-
Transportation Equipment			
Repairs and Maintenance-Motor Vehicle	1,336,190.03	1,336,190.03	-
Repairs and Maintenance-Watercrafts	40,878.50	40,878.50	-
Repairs and Maintenance-Other Transportation Equipment	-	-	-
Other Property, Plant and Equipment			
Repairs and Maintenance-Other Property, Plant and Equipment	547,552.81	547,552.81	-
Public Infrastructures		-	
Repairs and Maintenance-Roads, Highways and Bridg	197,165.00	197,165.00	-
Repairs and Maintenance-Parks, Plazas and Monume	193,651.00	193,651.00	-
Repairs and Maintenance-Ports, Lighthouses and Hart	-	-	-
Repairs and Maintenance-Artesian Wells, Reservoir, Pumping		-	
Station and Conduits	627,852.00	627,852.00	-
Repairs and Maintenance-Irrigation, Canals and Later	-	-	-
Repairs and Maintenance-Flood Controls	-	-	-
Repairs and Maintenance-Waterways, Aqueducts, Seawalls,		-	
River Walls and Others	27,000.00	27,000.00	-
Repairs and Maintenance-Other Public Infrastructures	1,246,426.50	1,246,426.50	-
Reforestation Projects			
Repairs and Maintenance-Reforestation-Upland	-	-	-
Repairs and Maintenance-Reforestation-Marshland/Swapland	-	-	-
Confidential, Intelligence, Extraordinary and Miscellaneous Expenses			
Confidential Expenses	-	-	-
Intelligence Expenses	980,000.00	980,000.00	-
Extraordinary Expenses	-	-	-
Miscellaneous	-	-	-
Taxes, Insurance Premiums and Other Fess			
Taxes, Duties and Licenses	-	-	-
Fidelity Bond Premium	7,500.00	7,500.00	-
Insurance Expenses	236,124.67	236,124.67	-
Non-Cash Expenses		-	
Depreciation			
Land Improvements		-	
Depreciation- Land Improvements	-	-	-
Depreciation-Electrification, Power and Energy Structu	-	-	-
Buildings			
Depreciation-Office Buildings	58,253.46	58,253.46	-
Depreciation-School Buildings	81,852.94	-	81,852.94
Depreciation-Hospitals and Health Centers	2,137.47	2,137.47	-
Depreciation-Market and Slaughterhouses	336,822.06	336,822.06	-
Depreciation-Other Structures	99,860.65	99,860.65	-
Leasehold Improvements			
Depreciation-Leasehold Improvements, Land	-	-	-
Depreciation-Leasehold Improvements, Buildings	-	-	-
Depreciation-Other Leasehold Improvements	-	-	-
Office Equipment, Furnitures and Fixtures			
Depreciation-Office Equipment	247,222.86	247,222.86	-
Depreciation-Furniture and Fixtures	236,290.48	192,318.14	43,972.34
Depreciation-IT Equipment	205,636.53	156,136.53	49,500.00
Depareciation- Library Books	-	-	-

Machineries and Equipment			
Depreciation-Machineries	-	-	-
Depreciation-Agricultural,Fishery and Forestry Equiprr	-	-	-
Depreciation-Communication Equipment	47,311.56	47,311.56	-
Depreciation-Construction and Heavy Equipment	-	-	-
Depreciation-Firefighting Equipment and Accessories	-	-	-
Depreciation-Hospitals Equipment	-	-	-
Depreciation- Medical, Dental and Laboratory Equipm	-	-	-
Depreciation-Military and Police Equipment	-	-	-
Depreciation-Sports Equipment	-	-	-
Depreciation-Technical and Scientific Equipment	-	-	-
Depreciation- Other Machineries and Equipment	-	-	-
Transportation and Equipment			
Depreciation-Motor Vehicles	872,629.05	872,629.05	-
Depreciation-Watercrafts	12,262.86	12,262.86	-
Depreciation-Other Transportation Equipment	-	-	-
Other Property, Plant and Equipment			
Depreciation-Other Property, Plant and Equipment	184,903.47	179,653.47	5,250.00
Other Maintenance and Operating Expenses			
Loss of Assets	-	-	-
Loss on Guaranty	-	-	-
Other Maintenance and Operating Expenses	7,407,799.22	7,280,484.22	127,315.00
<b>TOTAL OPERATING EXPENSES</b>	<b>77,168,978.86</b>	<b>74,950,242.40</b>	<b>2,218,736.46</b>
<b>INCOME FROM OPERATIONS</b>	<b>1,066,611.05</b>	<b>1,962,671.99</b>	<b>(896,060.94)</b>
<b>FINANCIAL EXPENSES</b>			
Bank Charges	15,217.00	15,217.00	-
Commitment Fees	-	-	-
Documentary Stamps Expenses	-	-	-
Interest Expenses	-	-	-
Other Financial Charges	-	-	-
Income before Subsidies, Donations and Extraordinary Items	1,051,394.05	1,947,454.99	(896,060.94)
Add:			
Subsidy from Other National Government Agencies	-	-	-
Subsidy from Other LGUs	-	-	-
Subsidy from Other Funds	-	-	-
Less:			
Subsidy to National Government Agencies	484,320.00	484,320.00	-
Subsidy to Local Government Units	-	-	-
Subsidy to Government Owned and Controlled Corporations	-	-	-
Subsidy to NGOs/Pos	-	-	-
Subsidy to Other Funds	-	-	-
Donations	487,892.50	487,892.50	-
Total	972,212.50	972,212.50	-
Income before Extraordinary Items	79,181.55	975,242.49	(896,060.94)
Add(Less) Extraordinary Items:			
Gain/Loss on foriegn Exchange	-	-	-
Gain/Loss on Sale of Disposal Assets	-	-	-
Gain/Loss on Sale of Securities	-	-	-
<b>NET INCOME</b>	<b>79,181.55</b>	<b>975,242.49</b>	<b>(896,060.94)</b>

Prepared by:

*Intaganop*  
**TESSIE N. TAGANAP**  
Admin. Asst. 11

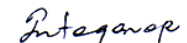
Certified correct:

  
**GERRY A. CAMBA, CPA**  
Municipal Accountant


**Republic of the Philippines**  
**MUNICIPALITY OF BANI**  
**CONSOLIDATED STATEMENT OF CASH FLOWS**  
**For the Year Ended December 31, 2010**

	TOTAL	GENERAL FUND	SEF	TRUST FUND
<b>Cash Flows From Operating Activities</b>				
Cash Inflows				
Share from Internal Revenue Allotment	65,315,272.00	65,315,272.00	-	-
Collection from Taxpayers	14,105,844.26	11,550,319.60	2,555,524.66	-
Receipts from sale of goods and services	-	-	-	-
Interest Income	47,706.17	47,322.79	383.38	-
Dividend Income	-	-	-	-
Other Receipts	17,547,439.77	4,546,795.26	122,312.79	12,878,331.72
Total Cash Inflows	97,016,262.20	81,459,709.65	2,678,220.83	12,878,331.72
Cash Outflows				
Payments to -				
Suppliers/Creditors	49,231,951.60	35,174,480.30	1,831,476.97	12,225,994.33
Employees	44,711,350.69	40,490,348.15	1,344,313.54	2,876,689.00
Interest Expenses	-	-	-	-
Other Disbursements	10,699,396.86	10,293,442.73	175,028.60	230,925.53
Total Cash Outflows	104,642,699.15	85,958,271.18	3,350,819.11	15,333,608.86
Cash Provided by (Used In)	(7,626,436.95)	(4,498,561.53)	(672,598.28)	(2,455,277.14)
<b>Cash Flows From Investing Activities</b>				
Cash Inflows				
Sale of Property, Plant and Equipment	-	-	-	-
Sale of Debt Securities of Other Entities	-	-	-	-
Collection of Principal on Loans to Other Entities	-	-	-	-
Total Cash Inflows	-	-	-	-
Cash Outflows				
Purchase of Property, Plant and Equipment and Public Infrastructures	3,946,963.26	3,877,773.26	69,190.00	-
Purchase of Debt Securities of Other Entities	-	-	-	-
Grant/Loans to Other Entities	-	-	-	-
Total Cash Outflows	3,946,963.26	3,877,773.26	69,190.00	-
Cash Provided by (Used In)	(3,946,963.26)	(3,877,773.26)	(69,190.00)	-
<b>Cash Flows From Financing Activities</b>				
Cash Inflows				
Issuance of Debt Securities	-	-	-	-
Acquisition of Loan	-	-	-	-
Total Cash Inflows	-	-	-	-
Cash Outflows				
Retirement/Redemption of Debt Securities	-	-	-	-
Payment of Loan Amortization	-	-	-	-
Total Cash Outflows	-	-	-	-
Cash Provided by (Used In)	-	-	-	-
Net Cash Provided By (Used In)	(11,573,400.21)	(8,376,334.79)	(741,788.28)	(2,455,277.14)
Cash at the Beginning of the Period	13,386,471.89	9,021,556.93	794,149.11	3,570,765.85
Cash at the End of the Period	1,813,071.68	645,222.14	52,360.83	1,115,488.71

Prepared by:

  
**TESSIE N. TAGANAP**  
Admin. Asst. 11

Certified correct:

  
**GERRY A. CAMBA, CPA**  
Municipal Accountant