

Republic of the Philippines
MUNICIPALITY OF BANI
STATEMENT OF CASH FLOWS
GENERAL FUND
For the Period Ended September 30, 2010

Cash Flows From Operating Activities

Cash Inflows

| | |
|--|----------------------|
| Share from Internal Revenue Allotment | 48,978,146.00 |
| Collection from Taxpayers | 8,998,729.83 |
| Receipts from sale of goods and services | - |
| Interest Income | 43,477.28 |
| Dividend Income | - |
| Other Receipts | 4,137,542.71 |
| Total Cash Inflows | 62,157,895.82 |

Cash Outflows

| | |
|----------------------------|----------------------|
| Payments to - | |
| Suppliers/Creditors | 30,203,582.12 |
| Employees | 29,802,414.62 |
| Interest Expenses | - |
| Other Disbursements | 7,250,951.41 |
| Total Cash Outflows | 67,256,948.15 |

Cash Provided by (Used In) (5,099,052.33)

Cash Flows From Investing Activities

Cash Inflows

| | |
|--|----------|
| Sale of Property, Plant and Equipment | - |
| Sale of Debt Securities of Other Entities | - |
| Collection of Principal on Loans to Other Entities | - |
| Total Cash Inflows | - |

Cash Outflows

| | |
|--|---------------------|
| Purchase of Property, Plant and Equipment and Public Infrastructures | 1,796,464.00 |
| Purchase of Debt Securities of Other Entities | - |
| Grant/Loans to Other Entities | - |
| Total Cash Outflows | 1,796,464.00 |

Cash Provided by (Used In) (1,796,464.00)

Cash Flows From Financing Activities

Cash Inflows

| | |
|-----------------------------|----------|
| Issuance of Debt Securities | - |
| Acquisition of Loan | - |
| Total Cash Inflows | - |

Cash Outflows

| | |
|--|----------|
| Retirement/Redemption of Debt Securities | - |
| Payment of Loan Amortization | - |
| Total Cash Outflows | - |

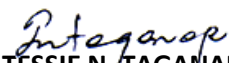
Cash Provided by (Used In) -


Net Cash Provided By (Used In) (6,895,516.33)

Cash at the Beginning of the Period 9,021,556.93

Cash at the End of the Period 2,126,040.60

Prepared by:


TESSIE N. TAGANAP
Admin. Asst. 11

Certified correct:

GERRY A. CAMBA, CPA
Municipal Accountant

Republic of the Philippines
MUNICIPALITY OF BANI
STATEMENT OF INCOME AND EXPENSES
GENERAL FUND
For the Period Ended September 30, 2010

TAX REVENUE

Local Taxes

| | |
|---|--------------|
| Amusement Tax | 16,000.00 |
| Business Taxes (Local Tax) | 1,217,787.22 |
| Community Tax | 337,345.23 |
| Franchise Tax (Local Tax) | 31,800.00 |
| Occupation Tax | - |
| Printing and Publication Tax | - |
| Property Transfer Tax | - |
| Real Property Tax | 1,021,619.24 |
| Less: Discount on Real Property Tax | 148,460.45 |
| Real Property Tax on Idle Lands | - |
| Special Assessment Tax | - |
| Special Education Tax | - |
| Less: Discount on Special Education Tax | - |
| Tax on Delivery Trucks and Vans | - |
| Tax on Sand, Gravel and Other Quarry Products | - |
| Other Local Taxes | 617,568.01 |
| Fines and Penalties-Local Taxes | - |
| Total Local Taxes | 3,093,659.25 |

GENERAL INCOME ACCOUNTS

| | |
|--|---------------|
| Internal Revenue Allotment | 48,978,146.00 |
| Permits and Licenses | |
| Fees on Weight and Measures | 11,950.00 |
| Fishery Rentals, Fees and Charges | 616,003.56 |
| Franchising and Licencing Fees | - |
| Motor Vehicles Users Charge | - |
| Permit Fees | 570,988.90 |
| Registration Fees | 54,140.00 |
| Other Permits and Licenses | - |
| Fines and Penalties-Permits and Licenses | - |
| Total Permits and Licenses | 1,253,082.46 |
| Service Income | |
| Affiliation Fees | - |
| Athletic and Cultural Fees | - |
| Clearance/ Certification Fees | 843,970.60 |
| Comprehensive Examination Fees | - |
| Diploma and Graduation Fees | - |
| Garbage Fees | 59,480.00 |
| Inspection Fees | 108,405.60 |
| Library Fees | - |
| Medical, Dental and Laboratory Fees | 207,957.00 |
| Processing Fess | - |
| Seminar Fees | - |
| Toll and Terminal Fees | - |
| Transcript of Records Fees | - |
| Other Services Income | 695,097.66 |
| Fines and Penalties-Service Income | - |
| Total Service Income | 1,914,910.86 |

| | |
|---|---------------|
| Business Income | |
| Hospital Fees | - |
| Income from Canteen Operations | - |
| Income from Cemetery Operations | 304.00 |
| Income from Communication Facilities | - |
| Income from Dormitory Operations | - |
| Income from Markets | 2,497,635.25 |
| Income from Slaughterhouse | 161,710.00 |
| Income from Transportation System | - |
| Income from Waterworks Systems | - |
| Landing and Parking Fees | - |
| Printing and Publication Income | - |
| Rent Income | - |
| Sales Reveune | - |
| Cost of Goods Sold | - |
| Net Sales Revenue | - |
| Tuition Fees | - |
| Other Business Income | - |
| Fines and Penalties-Business Income | 77,428.01 |
| Total Business Income | 2,737,077.26 |
| Other Income | |
| Dividend Income | - |
| Income from Grants and Donations | - |
| Insurance Income | - |
| Interest Income | 43,477.28 |
| Sale of Confiscated/Abandoned/Seized Goods and Properties | - |
| Share from Economic Zones | - |
| Share from Expanded Value Added Tax (EVAT) | - |
| Share from National Wealth | - |
| Share from PAGCOR/PCSO | - |
| Share from Tobacco Excise Tax | - |
| Miscellaneous Income | - |
| Other Fine and Penalties | - |
| Total other Income | 43,477.28 |
| TOTAL OPERATING INCOME | 58,020,353.11 |
| EXPENSES | |
| PERSONAL SERVICES | |
| Salaries and Wages | |
| Salaries and Wages-Regular | 12,129,719.28 |
| Salaries and Wages-Military/Uniformed | - |
| Salaries and Wages-Part Time | - |
| Salaries and Wages-Substitute | - |
| Salaries and Wages-Casual | 1,245,874.98 |
| Salaries and Wages-Contractual | 5,284,064.70 |
| Salaries and Wages-Emergency | - |
| Other Compensation | |
| Personal Economic Relief Allowance | 2,070,333.33 |
| Additional Compensation (ADCOM) | - |
| Representation Allowance (RA) | 1,161,635.00 |
| Transportation Allowance (TA) | 1,161,635.00 |
| Clothing/Uniform Allowance | 496,000.00 |

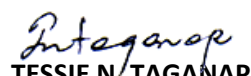
| | |
|--|---------------|
| Subsistence, Laundry and Quarters Allowances | 178,200.00 |
| Productivity Incentive Allowance | - |
| Other Bonuses and Allowances | 3,600.00 |
| Honoraria | 1,578,780.00 |
| Hazard Pay | 311,638.50 |
| Longevity Pay | 10,000.00 |
| Overtime and Night Pay | 64,295.82 |
| Cash Gift | 287,500.00 |
| Year End Bonus | 700,318.00 |
| Personnel Benefits Contributions | |
| Life and Retirement Insurance Contributions | 1,448,562.72 |
| Pag-ibig Contributions | 261,843.34 |
| Philhealth Contributions | 154,237.50 |
| ECC Contributions | 73,965.49 |
| Other Personal Benefits | |
| Pension Benefits-Civilian | - |
| Retirement Benefits-Civilian | - |
| Terminal Leave Benefits | 1,045,306.61 |
| Health Workers Benefits | 2,160.00 |
| Other Personal Benefits | 214,587.28 |
| Total Personal Services | 29,884,257.55 |
| MAINTENANCE AND OTHER OPERATING EXPENSES | |
| Traveling Expenses | |
| Traveling Expenses-Local | 2,137,733.26 |
| Traveling Expenses-Foreign | - |
| Training and Scholarship Expenses | |
| Training Expenses | 351,440.56 |
| Scholarship Expenses | 460,621.93 |
| Supplies and Materials Expenses | |
| Office Supplies Expenses | 1,321,483.61 |
| Accountable Forms Expenses | 153,749.00 |
| Animal/Zoological Supplies Expenses | - |
| Food Supplies Expenses | - |
| Drug and Medicines Expenses | 209,190.50 |
| Medical, Dental and Laboratory Supplies Expenses | 79,527.00 |
| Gasoline, Oil and Lubricants Expenses | 3,879,935.79 |
| Agricultural Supplies Expenses | 180,607.00 |
| Textbooks and Instructional Materials Expenses | - |
| Military and Police Supplies Expenses | - |
| Other Supplies Expenses | 65,781.50 |
| Utility Expenses | |
| Water Expenses | 302,829.82 |
| Electricity Expenses | 1,301,623.13 |
| Cooking Gas Expenses | - |
| Communication Expenses | |
| Postage and Deliveries | 1,890.00 |
| Telephone Expenses- Landline | 87,382.89 |
| Telephone Expenses- Mobile | 683,107.26 |
| Internet Expenses | 51,645.45 |
| Cable, Satelite, Telegraph and Radio Expenses | 3,240.00 |
| Membership Dues and Contributions to Organizations | - |

| | |
|--|------------|
| Awards and Indemnities | - |
| Advertising Expenses | 133,768.00 |
| Printing and Binding Expenses | - |
| Rent Expenses | - |
| Representation Expenses | - |
| Transportation and Delivery Expenses | - |
| Storage Expenses | - |
| Subscriptions Expenses | 40,908.00 |
| Survey Expenses | - |
| Rewards and Other Claims | - |
| Professional Services | |
| Legal Services | - |
| Auditing Services | 44,270.00 |
| Consultancy Services | - |
| Environment/Sanitary Services | - |
| General Services | - |
| Janitorial Services | - |
| Security Services | - |
| Other Professional Services | - |
| Repair and Maintenance | |
| Land and Land Improvements | |
| Repairs and Maintenance-Land Improvements | 19,062.50 |
| Repairs and Maintenance-Electrification, Power, Energy Structure | 256,610.78 |
| Buildings | |
| Repairs and Maintenance-Office Building | 416,504.14 |
| Repairs and Maintenance-School Building | 74,007.00 |
| Repairs and Maintenance Hospitals and Health Centers | 166,863.00 |
| Repairs and Maintenance-Market and Slaughterhouse | 31,565.70 |
| Repairs and Maintenance-Other Structures | 347,405.00 |
| Leasehold Improvements | |
| Repairs and Maintenance-Leasehold Improvements, Land | - |
| Repairs and Maintenance-Leasehold Improvements, Buildings | - |
| Repairs and Maintenance-Other Leasehold Improvements | - |
| Office Equipment, Furnitures and Fixtures | |
| Repairs and Maintenance-Office Equipment | 58,783.60 |
| Repairs and Maintenance-Furniture and Fixtures | 519,904.00 |
| Repairs and Maintenance-IT Equipment | 58,745.00 |
| Machineries and Equipment | |
| Repairs and Maintenance-Machineries | - |
| Repairs and Maintenance-Agricultural, Fishery and Forestry Equipt. | - |
| Repairs and Maintenance-Communication Equipment | 24,730.00 |
| Repairs and Maintenance-Construction and Heavy Equipment | - |
| Repairs and Maintenance-Firefighting Equipment and Accessories | 73,665.00 |
| Repairs and Maintenance-Hospital Equipment | - |
| Repairs and Maintenance-Medical, Dental and Laboratory Equipment | - |
| Repairs and Maintenance-Military and Police Equipment | - |
| Repairs and Maintenance-Sport Equipment | 270,732.00 |
| Repairs and Maintenance-Technical and Scientific Equipment | - |
| Repairs and Maintenance-Other Machineries and Equipment | - |


| | |
|--|--------------|
| Transportation Equipment | |
| Repairs and Maintenance-Motor Vehicle | 1,089,849.16 |
| Repairs and Maintenance-Watercrafts | 40,100.00 |
| Repairs and Maintenance-Other Transportation Equipment | - |
| Other Property, Plant and Equipment | |
| Repairs and Maintenance-Other Property,Plant and Equipment | 514,151.81 |
| Public Infrastructures | |
| Repairs and Maintenance-Roads, Highways and Bridges | 188,565.00 |
| Repairs and Maintenance-Parks, Plazas and Monuments | 158,921.00 |
| Repairs and Maintenance-Ports,Lighthouses and Harbors | - |
| Repairs and Maintenance-Artesian Wells, Reservoir, Pumping | |
| Station and Conduits | 581,697.00 |
| Repairs and Maintenance-Irrigation, Canals and Laterals | - |
| Repairs and Maintenance-Flood Controls | - |
| Repairs and Maintenance-Waterways, Aqueducts, Seawalls, | |
| River Walls and Others | 27,000.00 |
| Repairs and Maintenance-Other Public Infrastructures | 932,774.50 |
| Reforestation Projects | |
| Repairs and Maintenance-Reforestation-Upland | - |
| Repairs and Maintenance-Reforestation-Marshland/Swapland | - |
| Confidential, Intelligence, Extraordinary and Miscellaneous Expenses | |
| Confidential Expenses | - |
| Intelligence Expenses | - |
| Extraordinary Expenses | - |
| Miscellaneous | - |
| Taxes, Insurance Premiums and Other Fess | |
| Taxes, Duties and Licenses | - |
| Fidelity Bond Premium | 7,500.00 |
| Insurance Expenses | 169,875.05 |
| Non-Cash Expenses | |
| Depreciation | |
| Land Improvements | |
| Depreciation- Land Improvements | - |
| Depreciation-Electrification,Power and Energy Structures | - |
| Buildings | |
| Depreciation-Office Buildings | - |
| Depreciation-School Buildings | - |
| Depreciation-Hospitals and Health Centers | - |
| Depreciation-Market and Slaughterhouses | - |
| Depreciation-Other Structures | - |
| Leasehold Improvements | |
| Depreciation-Leasehold Improvements, Land | - |
| Depreciation-Leasehold Improvements, Buildings | - |
| Depreciation-Other Leasehold Improvements | - |
| Office Equipment, Furnitures and Fixtures | |
| Depreciation-Office Equipment | - |
| Depreciation-Furniture and Fixtures | - |
| Depreciation-IT Equipment | - |
| Depareciation- Library Books | - |
| Machineries and Equipment | |
| Depreciation-Machineries | - |
| Depreciation-Agricultural,Fishery and Forestry Equipment | - |

| | |
|--|----------------------|
| Depreciation-Communication Equipment | - |
| Depreciation-Construction and Heavy Equipment | - |
| Depreciation-Firefighting Equipment and Accessories | - |
| Depreciation-Hospitals Equipment | - |
| Depreciation- Medical, Dental and Laboratory Equipment | - |
| Depreciation-Military and Police Equipment | - |
| Depreciation-Sports Equipment | - |
| Depreciation-Technical and Scientific Equipment | - |
| Depreciation- Other Machineries and Equipment | - |
| Transportation and Equipment | |
| Depreciation-Motor Vehicles | - |
| Depreciation-Watercrafts | - |
| Depreciation-Other Transportation Equipment | - |
| Other Property, Plant and Equipment | |
| Depreciation-Other Property, Plant and Equipment | - |
| Other Maintenance and Operating Expenses | |
| Loss of Assets | - |
| Loss on Guaranty | - |
| Other Maintenance and Operating Expenses | 5,360,384.02 |
| TOTAL OPERATING EXPENSES | 52,764,387.51 |
| INCOME FROM OPERATIONS | 5,255,965.60 |
| FINANCIAL EXPENSES | |
| Bank Charges | 15,217.00 |
| Commitment Fees | - |
| Documentary Stamps Expenses | - |
| Interest Expenses | - |
| Other Financial Charges | - |
| Income before Subsidies, Donations and Extraordinary Items | 5,240,748.60 |
| Add: Subsidy from Other National Government Agencies | - |
| Subsidy from Other LGUs | - |
| Subsidy from Other Funds | - |
| Total | 5,240,748.60 |
| Less: Subsidy to National Government Agencies | 363,240.00 |
| Subsidy to Local Government Units | - |
| Subsidy to Government Owned and Controlled Corporations | - |
| Subsidy to NGOs/Pos | - |
| Subsidy to Other Funds | - |
| Donations | 474,892.50 |
| Total | 838,132.50 |
| Income before Extraordinary Items | 4,402,616.10 |
| Add(Less) Extraordinary Items: | |
| Gain/Loss on foriegn Exchange | - |
| Gain/Loss on Sale of Disposal Assets | - |
| Gain/Loss on Sale of Securities | - |
| NET INCOME | 4,402,616.10 |

Prepared by:


TESSIE N. TAGANAP
Admin. Asst. 11

Certified correct:


GERRY A. CAMBA, CPA
Municipal Accountant